



► Sakai KB home

#### SAKAI KNOWLEDGE BASE SEARCH:

Enter your search terms:



## In Sakai 2.5 Gradebook, how do categories and weighting affect grade calculation?

The way your gradebook will calculate course grades depends on how you have set it up. For more information on setting up the Gradebook, see [Using categories and weighted grades in Gradebook](#). The following examples will help you understand how the different choices in **Gradebook Setup** will affect how students' course grades are calculated.

On this page:

- [Displaying grades as percentages with no categories and no weighting](#)
- [Displaying grades as percentages with weighted categories](#)
- [Displaying grades as points with weighted categories](#)
- [Displaying grades as points with simple categories and no weighting](#)

### Displaying grades as percentages with no categories and no weighting

In this example, the instructor has set up the gradebook with no categories and no weighting and has chosen to enter the grades as percentages.

Course Grade **B (85%)**

#### Grading Table



Title*	Due Date ▾	Log	Grade (%)**	Item Value (Points)	Comments
<a href="#">Essay</a>	-		<input type="text" value="90"/>	45	
<a href="#">Lab</a>	-		<input type="text" value="80"/>	45	

The course grade is calculated as follows:

Title	Grade (%)	Item value	Grade in points
Essay	90	45	40.5 (90% of 45)
Lab	80	45	36 (80% of 45)

**Total:** 90 points

**Course grade:** 85%  $[(40.5+36)/90 * 100]$

[Back to top](#)

### Displaying grades as percentages with weighted categories

In this example, the instructor has set up the gradebook with weighted categories and has chosen to enter the grades as percentages.

Course Grade D (65%)

Grading Table

Save Changes

Clear Changes

Title*	Due Date	Weight	Log	Grade (%)**	Item Value (Points)	Comments
<b>Essays</b>		70%		50%		
Essay 1	-			50	50	
Essay 2	-			50	30	
Essay 3	-			50	20	
<b>Labs</b>		30%		100%		
Lab 1	-			100	50	
Lab 2	-			100	50	

The course grade is calculated as follows:

**Category Essays (70% weight)**

Title	Grade (%)	Item value	Weight in category	Weighted grade (%)
Essay 1	50	50	0.50 [50/(50+30+20)]	25 (50*.50)
Essay 2	50	30	0.30 [30/(50+30+20)]	15 (50*.30)
Essay 3	50	20	0.20 [20/(50+30+20)]	10 (50*.20)

**Total (Essays):** 50% (25+15+10)

**Category labs (30% weight)**

Title	Grade (%)	Item value	Weight in category	Weighted grade (%)
Lab 1	100	50	0.50 [50/(50+50)]	50 (100*.50)
Lab 2	100	50	0.50 [50/(50+50)]	50 (100*.50)

**Total (Labs):** 100% (50+50)

**Overall course grade (Essays and Labs):** 65%

Essays	35% (70%*50%)
Labs	30% (30%*100%)
Total	65% (35%+30%)

[Back to top](#)

**Displaying grades as points with weighted categories**







In this example, the instructor has set up the gradebook with weighted categories and has chosen to enter the grades as points.

Course Grade **C (75.93%)**

## Grading Table

Save Changes

Clear Changes

Title*	Due Date ±	Weight	Log	Grade**	Item Value (Points)	Comments
▼ <b>Essays</b>		70%		<b>78%</b>		
<a href="#">Essay 1</a>	-			<input type="text" value="45"/>	50	
<a href="#">Essay 2</a>	-			<input type="text" value="18"/>	30	
<a href="#">Essay 3</a>	-			<input type="text" value="15"/>	20	
▼ <b>Labs</b>		30%		<b>71%</b>		
<a href="#">Lab 1</a>	-			<input type="text" value="24"/>	30	
<a href="#">Lab 2</a>	-			<input type="text" value="21"/>	30	
<a href="#">Lab 3</a>	-			<input type="text" value="19"/>	30	

The course grade is calculated as follows:

**Category essays (70% weight)**

Note that in the Essays category the items have different point values (proportional weighting). Items with a higher point value have a greater influence on the grade (e.g., the 50-point essay has a much greater weight than the 20-point essay).

Title	Grade (Points)	Item value
Essay 1	45	50
Essay 2	18	30
Essay 3	15	20
<b>Total</b>	<b>78</b>	<b>100</b>

**Total (Essays):** 78%  $(78/100)*100$

**Category labs (30% weight)**

Items in the Labs category all have the same point value (equal weighting) and influence the grade equally.

Title	Grade (Points)	Item value
Lab 1	24	30
Lab 2	21	30
Lab 3	19	30
<b>Total</b>	<b>64</b>	<b>90</b>

**Total (Labs):** 71.11%  $(64/90)*100$

**Overall course grade (Essays and Labs):** 75.93%

Essays	54.6% $(70%*78%)$
Labs	21.33% $(30%*71.11%)$
<b>Total</b>	<b>75.93% <math>(54.6%+21.33%)</math></b>

[Back to top](#)

**Displaying grades as points with simple categories and no weighting**







In this example, the instructor has set up the gradebook with simple (unweighted) categories and has chosen to enter the grades as points.

Course Grade B (85.71%)

Grading Table

Save Changes

Clear Changes

Title*	Due Date	Log	Grade**	Item Value (Points)	Comments
<b>Essays</b>			88%		
<a href="#">Essay 1</a>	-		<input type="text" value="41"/>	45	
<a href="#">Essay 2</a>	-		<input type="text" value="27"/>	30	
<a href="#">Essay 3</a>	-		<input type="text" value="12"/>	15	
<b>Labs</b>			83%		
<a href="#">Lab 1</a>	-		<input type="text" value="36"/>	45	
<a href="#">Lab 2</a>	-		<input type="text" value="55"/>	60	
<a href="#">Lab 3</a>	-		<input type="text" value="9"/>	15	

The course grade is calculated as follows:

Category	Total earned (points)	Total value	Average (%)
Essays	80 (41+27+12)	90 (45+30+15)	88.88% (80/90)
Labs	100 (36+55+9)	120 (45+60+15)	83.33% (100/120)
Total	180	210	85.71%

**Total:** 180 points

**Course grade:** 85.71% (180/210)

[Back to top](#)

*Last modified on April 21, 2009.*